



Elluminate Bridge for Moodle™

A solution brief

February 2008

No part of this document may be reproduced or transmitted in any form by any means, electronic or mechanical, including photocopy, recording or using any information retrieval system, without prior written permission. This document contains confidential proprietary information and is protected by law. This document and the information contained in it are intended for the original recipient(s) only. Any dissemination or distribution of the document or its contents without prior written permission is strictly prohibited.

Elluminate Live!, vTutor, vMentor, Jinx, Active Objects, Direct Messaging and AppSnap are all Trademarks of Elluminate, Inc., Calgary, Alberta, Canada. Other brands are trademarks of their respective holder(s).

© 2008 Elluminate, Inc. All Rights Reserved.

Contents

Contents	2
What is Elluminate Bridge for Moodle?	3
Powerful and Easy to Implement for Course Designers and Instructors.....	3
Easy for Students.....	6
Valuable to Administrators and IT professionals.....	8
Deploying Elluminate Bridge for Moodle: ASP or Self-hosted.....	8
For More Information.....	10
About Elluminate, Inc.....	10

What is Elluminate Bridge for Moodle?

Elluminate Bridge for Moodle makes the connection between synchronous and asynchronous components of a complete eLearning solution. It brings instructionally sound Elluminate *Live!* real-time collaboration directly into the framework of the Moodle course management system and methodology. Elluminate Bridge for Moodle enables:

- **Course designers and instructors** to add scheduled classes or “virtual office hours”-style real-time sessions as an activity in a Moodle course
- **Students** to enter live or archived real-time sessions from within the familiar Moodle course environment
- **Administrators and IT professionals** to use powerful Elluminate *Live!* ASP or self-hosted enterprise deployment options to bridge to their campus Moodle and other directories or LMS systems at the same time, to the same instance of Elluminate *Live!*
- **CIOs and other educational executives** to be confident that their existing expenditures in learning management systems, directories, training, and content development are leveraged when adding real-time collaboration to the mix
- **Staff** to have secure access to real-time collaboration for meetings from the same Elluminate system even if they don't have access to the Moodle CMS

Powerful and Easy to Implement for Course Designers and Instructors

As a teacher or course designer, there are a number of exciting things this bridge brings to your Moodle courses.

Elluminate session as a Moodle activity: From within the standard Moodle interface, you can add a real-time Elluminate session as an activity.

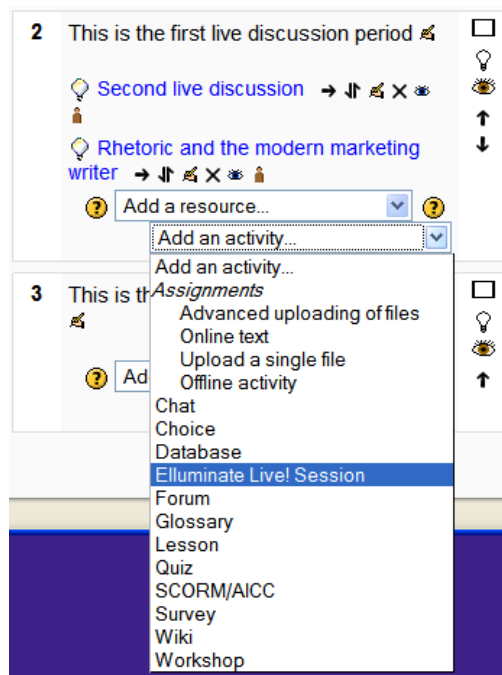


Figure 1. The teacher role's point of view, adding an Elluminate Activity

Flexible session characteristics: You can set up a number of characteristics about this live session, including the scheduled time and whether the session recording will start automatically or manually.

Figure 2. Defining the Elluminate session activity

Predefined moderators from existing Moodle users: You can predefine who is assigned as moderator in the Elluminate session on a system-wide level or by course. While Elluminate Live! allows you to promote or demote moderators on the fly, this capability lets teachers and students just click and join with the proper moderators already assigned even before the session starts.

Figure 3. Assign moderators for a session from Moodle before the session

Illuminate sessions published (or not) on the calendar: You can publish Illuminate sessions to the Moodle calendar as course or user.

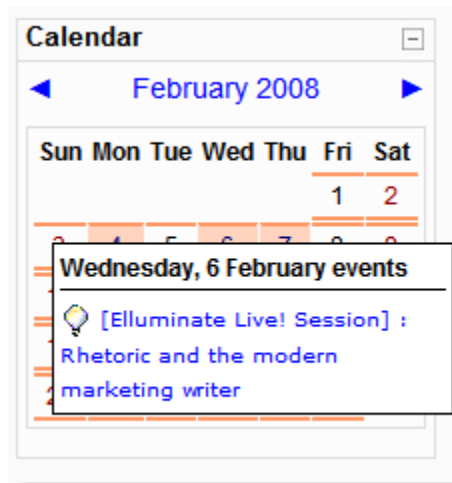


Figure 4. Scheduled Illuminate sessions can automatically appear in the Moodle calendar

Illuminate extended to Moodle logs: Moodle logs are extended to show events and activities that have taken place based on Illuminate *Live!* sessions. This lets administrator and teachers track activities as they always have.

MW101	Thu 7 February 2008, 11:58 AM	192.168.1.146	Admin User	course view	Marketing Writing 101 - Intro Seminar
MW101	Thu 7 February 2008, 11:54 AM	192.168.1.146	Admin User	illuminateview	11
MW101	Thu 7 February 2008, 11:54 AM	192.168.1.146	Admin User	illuminateadd	11

Figure 5. Moodle logs reflect Illuminate events

Recent session recordings and course recordings: Recent public session recordings are shown in the Elluminate recording block, while individual courses show recordings of individual sessions from within the course.

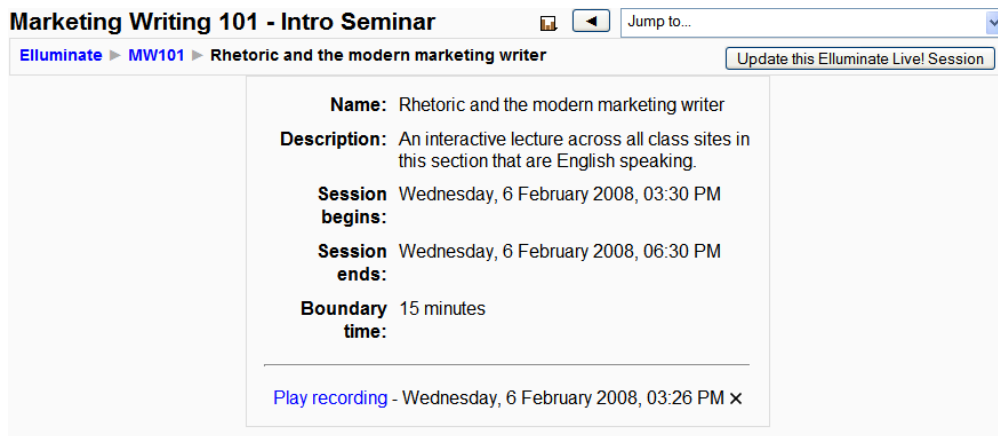


Figure 6. Access recordings from the course

Easy for Students

Elluminate Bridge for Moodle makes students joining live and recorded Elluminate sessions simple. Since they already know Moodle, they will quickly understand the way in which Elluminate sessions are used in it. No new user interface training is needed.

Students can join from their Moodle interface: Students can join their live sessions directly from the Moodle course.

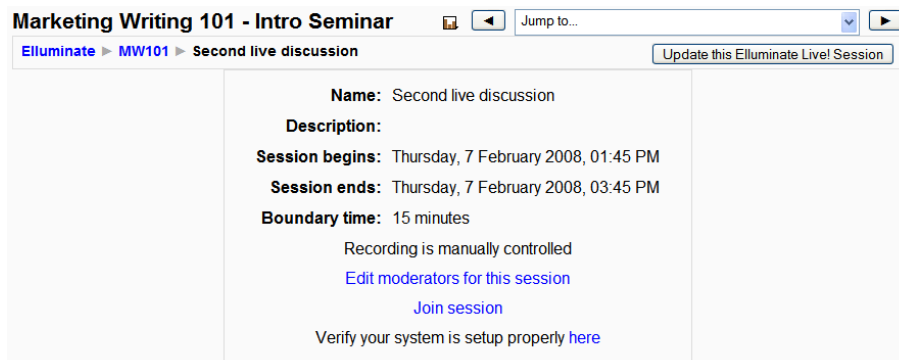


Figure 7. Join live or view recorded Elluminate sessions directly from a course

Illuminate sessions are just Moodle activities: Illuminate sessions show up in Moodle as activities. They can appear in the topic outline.

The screenshot shows a Moodle Topic outline with the following structure:

- Topic outline**
 - This is Professor X's marketing writing seminar. Prepare to write!
 - News forum
 - Dr. X - Virtual Office Hours
 - 1** Our first session - what is marketing writing?
 - Initial Reading
 - Elluminate Live! Session
 - 2** This is the second live discussion period
 - Second live discussion
 - Rhetoric and the modern marketing writer
 - Session 2 Survey

Figure 8. Topics can contain live Elluminate sessions as activities

They can appear in the Upcoming events section and can even appear in the Moodle calendar.

The figure consists of two screenshots. The left screenshot shows the 'Upcoming Events' section with three entries:

- [Elluminate Live! Session] : Dr. X - Virtual Office Hours
Today (10:00 AM)
» Monday, 7 July (11:00 AM)
- [Elluminate Live! Session] : Elluminate Live! Session
Today (01:00 PM)
- [Elluminate Live! Session] : Second live discussion
Today (01:45 PM)
» 03:45 PM

Below the list are links for 'Go to calendar...' and 'New Event...'. The right screenshot shows a calendar view for 'Monday, 7 July 2008'. Under the heading 'Events underway:', there is an event:

- [Elluminate Live! Session] : Dr. X - Virtual Office Hours
Marketing Writing 101 - Intro Seminar
Thursday, 7 February (10:00 AM) » Monday, 7 July (11:00 AM)

The event description reads: 'I have an open virtual office policy. Please join me for help on Monday, Tuesday, and Thursday from 5pm to 7pm EST.' Below the event is an 'Export calendar' button with an iCal icon.

Figure 9. Elluminate sessions can appear in places that Moodle activities appear

Valuable to Administrators and IT professionals

Elluminate Bridge for Moodle is open source: This allows security conscious instructors to examine how the system connects from the campus Moodle to Elluminate.

Elluminate Bridge for Moodle is built on the Elluminate Bridge SDK: This is the same SDK that has allowed partners and customers construct other bridges. If your campus wants to build a bridge between a custom campus portal and Elluminate *Live!* this is the same documented and supported SDK you will use. Elluminate also has professional services available to help you build your own Elluminate Bridge.

ASP or Hosted: Elluminate Bridge for Moodle can connect to a campus-supported or an ASP-hosted version of *Elluminate Live!* This gives your campus maximum deployment flexibility.

Deploying Elluminate Bridge for Moodle: ASP or Self-hosted

Elluminate recognizes that some organizations want to host *Elluminate Live!* themselves, while others want an ASP 'software as a service' model. In either case, Elluminate Bridge for Moodle connects the Moodle you are already supporting on your campus to the *Elluminate Live!* system. (Elluminate does not host the actual Moodle instance.)

There are two ways your organization can deploy.

Elluminate ASP hosted *Elluminate Live!* services: When you are using *Elluminate Live!* services hosted by the Elluminate ASP, Elluminate Bridge for Moodle connects your Moodle to the *Elluminate Live!* ASP managed servers.

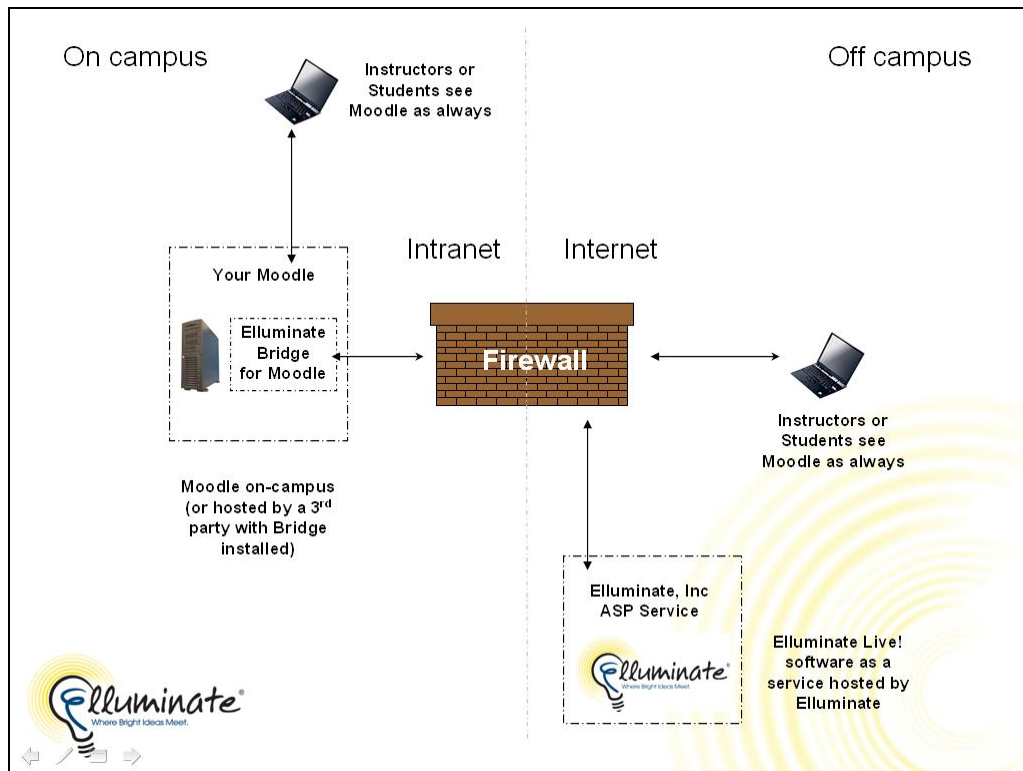


Figure 10. Elluminate ASP hosted service bridged to Moodle

In the scenario in Figure 10 above, you install the ASP-hosted Elluminate Bridge for Moodle (the SAS version) from the open source tree. Here are a few important things about this scenario:

- The Bridge itself is free and open source, but there are additional ASP hosting costs involved in connecting the bridge to the *Elluminate Live!* ASP. Please contact your Elluminate, Inc. salesperson for more details on this hosting service fee.
- Elluminate, Inc. is not a provider that will host the Moodle instance. Remote-Learner.net and other providers can discuss these options with you. Of course, the Moodle CMS itself can be hosted by your own campus IT department.
- In this scenario, Elluminate *Live!* services are hosted by Elluminate. If you host Elluminate on your own campus with Elluminate ELM, see the second scenario.

Self-hosted Elluminate Live! server: When you are hosting the Elluminate *Live!* server from your campus, Elluminate Bridge for Moodle connects your Moodle to your Elluminate *Live!* ELM server.

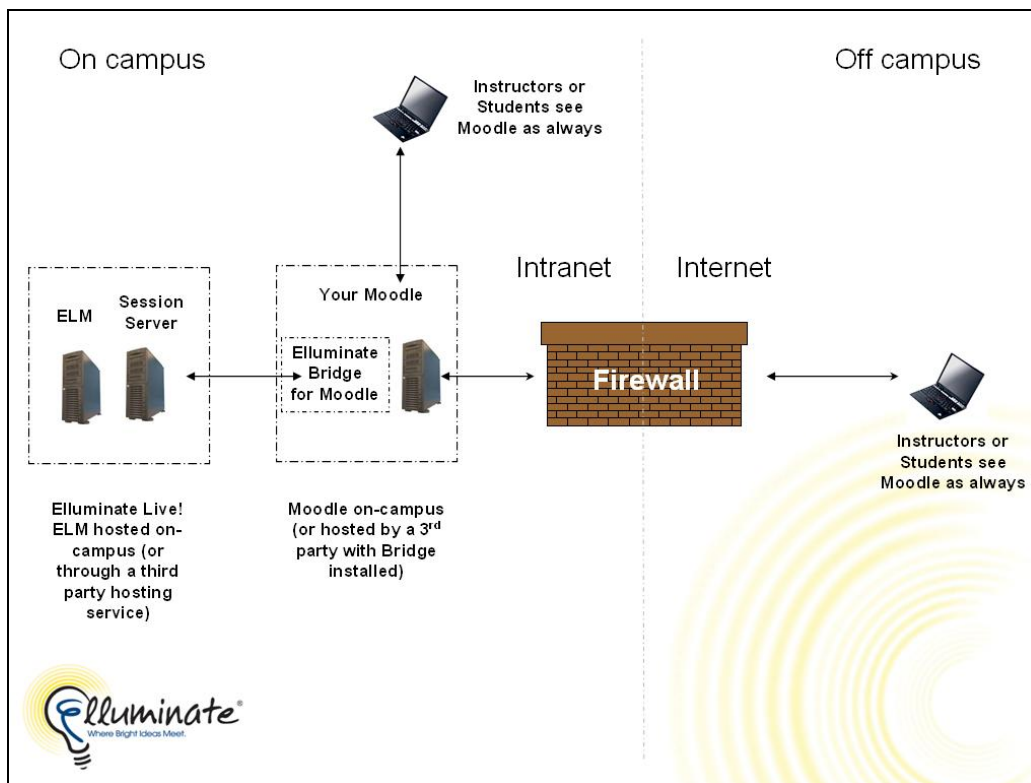


Figure 11. Campus hosted Elluminate (ELM) bridged to Moodle

In the scenario in Figure 11 above, you install the self-hosted Elluminate Bridge for Moodle (the ELM version) from the open source tree. Here are a few important things about this scenario:

- The Bridge itself is free and open source, but technical support for the bridge that connects to the Elluminate Live Manager (ELM) for campus-hosted Elluminate services is provided by Remote-Learner.net. Please contact Remote-Learner.net for pricing and information about their support plan for this connector.
- Elluminate, Inc. is not a provider that will host the Moodle instance. Remote-Learner.net and other providers can discuss these options with you. Of course, the Moodle CMS itself can be hosted by your own campus IT department.
- In this scenario, Elluminate *Live!* services are hosted by your campus or by a hosting provider your campus contracts with. To bridge with Elluminate, Inc. ASP services, please see the first scenario.

For More Information

For more information, please email us at info@illuminate.com or visit us on the web at www.illuminate.com. You may also contact Elluminate by phone at 1-866-388-8674 (Outside the US/Canada, please call 1-954-229-2622).

About Elluminate, Inc.

Elluminate, Inc. provides proven, best-in-class solutions for learning and collaboration that deliver exceptional outcomes, including enhanced learning experiences, increased retention and completion rates, and higher ROI. Elluminate *Live!* features high-quality voice and video over the Internet, robust interactive functionality, and unique *No User Left Behind*[™] technology that supports multiple platforms and low-bandwidth connectivity. Elluminate has served more than 400 million web-collaboration minutes to over 3 million teachers and students located in 185 countries.

Headquartered in Calgary, Alberta, Canada, and Fort Lauderdale, Florida, Elluminate is the trusted choice of prominent academic institutions and corporations, including ADP, Apple Computer, California State University, Florida Virtual School, Georgetown University, K12[®] Inc., London Knowledge Lab, Los Angeles Unified School District, Miami-Dade County Public Schools, Novell, Queen's University, Royal Veterinary College, Red Hat, Sun Microsystems, and many more. The winner of several prestigious awards, the company is also one of Deloitte's 50 Fastest Growing Technology Companies and is positioned in the Visionaries Quadrant of the Gartner Magic Quadrant for Web Conferencing, 2008. For more information, visit <http://www.illuminate.com>.