



What's New in Elluminate Live! V9

We are very excited about the October 2008 release of V9 of Elluminate Live! Our focus continues to be on providing best-in-class solutions for learning and collaboration that enhance the delivery of knowledge for exceptional outcomes across your global enterprise.

Our enabling technology and "learning-edge" products take you beyond the virtual classroom to support the entire instructional cycle. With V9, our focus is to:

- Reach and engage more learners - live and on demand
- Promote a culture of collaboration across the enterprise
- Ensure accessibility and flexibility for all users
- Facilitate formal and informal learning - anywhere, anytime

A summary of the new features and enhancements in Elluminate Live! V9 is provided below.


Multipoint Video

- Up to six people can now share their web cam simultaneously.
- Moderators can configure this in the session from Tools > Video > Maximum Simultaneous Cameras...
- Moderators can control the view of the main window and allow users to set their own view.



Figure 1: Video Window View

In-Session Invitations

- Moderators can invite others into an in-progress session from within the Elluminate Live! interface.
- A new button () is available on the toolbar allowing instant email composition or link copy to clipboard for use in IM or other applications.

Audio Conferencing Integration

- This new feature provides the ability for hosted service customers (using the SAS (Session Administration System)) to bridge into an audio conference allowing for audio with VoIP only, conference call only, or a mix.
- Moderators are able to use their own audio conferencing provider or subscribe to Elluminate's audio conferencing services.
- The Elluminate session displays the dial in numbers within the interface and connects to the teleconferencing bridge which ensures users on VoIP and the telephone are able to hear and talk to each other.
- A visual indicator is provided in the Participants Window to view who is connected with VoIP or audio conferencing and allows the moderator to manage all interaction.
- All audio is captured in the recording.

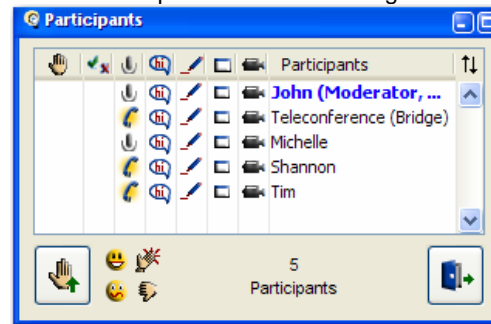



Figure 2: The Participants Window indicates who is on VoIP and audio conferencing

Chat

- A new icon () in the Chat window provides an indicator to all attendees that moderators can view private chat messages.

Synchronized Notes

- As we continue with our focus on accessibility, the synchronized notes window allows users to configure the text font size.

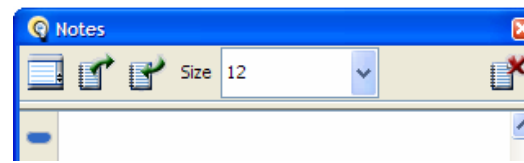


Figure 3: The Size field is available in the Notes window allowing users to adjust the text font size.